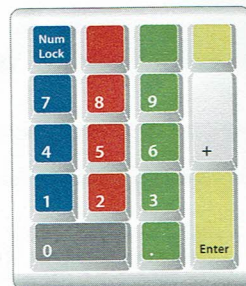


Enrichment • Supplementary Lesson

A. THE KEY

Use the Sem finger to control the plus (+) key. Press the plus key after each number except the last number in a column. Press ENTER after the last number to display the total.


1	310+	698+	579+	747+	706+
2	845+	252+	999+	833+	126+
3	133+	320+	841+	599+	403+
4	603	484	782	738	180



B. THE KEY

Use the K finger to control the division (/) key. Press ENTER after the second number in each column to display the result.

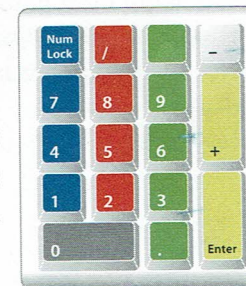
5	858/728	912/771	814/238	542/236	956/895
6	595/104	527/970	739/129	771/292	590/485
7	121/494	181/376	984/533	814/820	836/237
8	696/998	293/432	160/189	485/181	922/172



C. THE KEY

Use the Sem finger to control the minus (-) key. Press ENTER after the second number in each column to display the result.


9	826-477	929-229	332-519	378-112	53.4-31.2
10	569-873	350-847	571-334	878-766	82.6-26.6
11	970-856	528-428	402-986	745-830	55.8-80.2
12	250-152	190-346	439-109	526-923	66.4-41.1



D. THE KEY

Use the L finger to control the multiplication (*) key. Press ENTER after the second number in each column to display the result.

13	406*363	733*835	923*419	645*618	21.8*18.6
14	214*331	554*843	492*103	135*889	58.8*70.7
15	199*927	572*604	756*375	276*942	84.4*77.1
16	885*286	778*358	601*793	192*672	19.3*99.0



E. NUMERIC KEYPAD REVIEW

Type the first column from top to bottom; then move to the next column. Press ENTER after the last number in each column to display the result.

17	933+	790/	338*	878-	512+	587+	764/
18	655-	835-	903+	444+	537*	25-	791-
19	175*	186*	579/	324/	890-	836*	762*
20	217	614	247	868	563	546	912